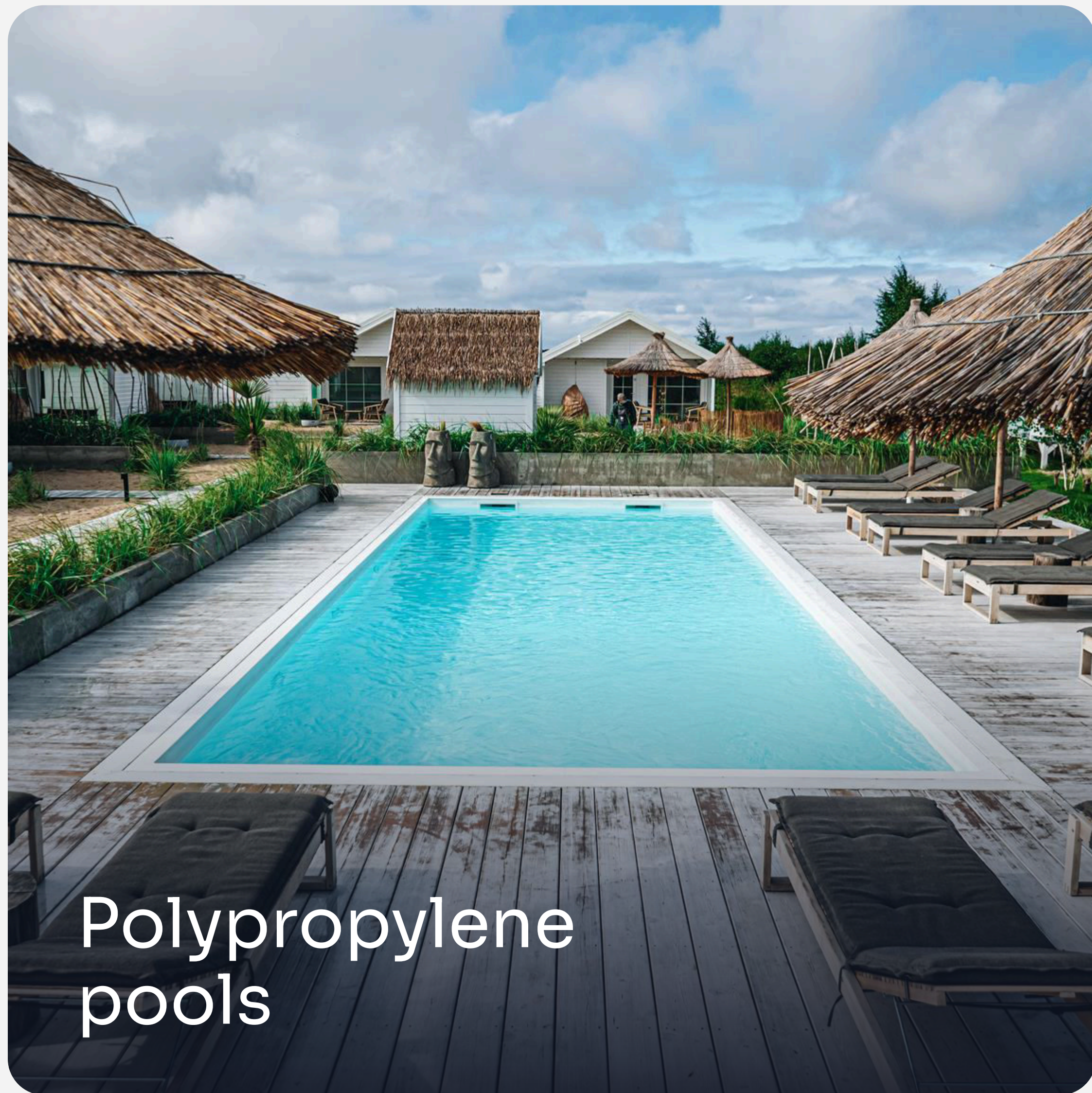




EUROPOOL

Polypropylene pools

If you haven't found the perfect pool among the ready-made models, choose a polypropylene pool. You can freely customize the shape and size to your needs – each design is individual.



**Polypropylene
pools**

Custom dimensions and shapes

The technology of polypropylene pool production allows you to adjust the shape, size, and design of the stairs to your needs.

Color combinations

Polypropylene sheets can be joined regardless of color, so the stairs can be a different color than the walls or bottom of the pool.

High-quality materials

We use certified polypropylene sheets with increased thickness, ensuring greater durability and resistance to damage. Polypropylene is a material that does not change its properties under high temperatures, sunlight, or UV radiation.

Osmosis resistance

Polypropylene pools are completely resistant to osmosis and bubbling.

Easy to clean

Our specialists ensure that the welds between sheets are smooth and as invisible as possible.

The production process starts with our technologists creating a technical drawing and 3D design of the pool – each basin is made individually according to the client’s specifications. Then, polypropylene sheets are precisely cut using a CNC machine. The individual elements are fused using high temperature in a process called diffusion welding. This creates the bottom, walls, stairs, and bench. The entire structure is insulated with XPS foam. The final step is quality control.




[ADVANCED TECHNOLOGY]

PRODUCTION

[1/6]

Choose the technology


You can choose a skimmer or overflow pool. Skimmer systems draw water into the filtration system through an "opening" in the pool wall, while overflow systems use a gutter running around the pool's edge.



[2/6]

Choose the shape of stairs


You can choose a staircase design from our offer or propose your own custom design.



[3/6]

Decide on a cover


You can equip your polypropylene pool with a pool cover. If you choose an underwater cover, your pool will have a built-in chamber where the cover is stored when rolled up.



[4/6]

Add a glass wall


Polypropylene pools can also be equipped with glass walls. This solution can be applied in both freestanding and in-ground polypropylene pools to give them a modern look.



[5/6]

Choose the color

You can design your polypropylene pool in a wide range of colors. All colors can be freely combined to create a unique project.



[6/6]

Review the visualization

Our graphic designers will create a visualization of the pool in your garden – this greatly facilitates fitting the pool to your property and making the best decision.



CONTACT

[WRITE TO US]

+48 52 315 10 45 | +48 607 523 930
europool@home.pl
www.europool.pl

Padniewko 53, 88-300 Mogilno
VAT ID: 5571708574

